

# BMW S1000XR '20-

## M O U N T I N G I N S T R U C T I O N S

REF 20460

SPORT SCREEN



1 Person



15 min

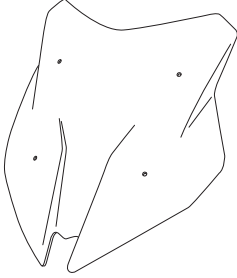
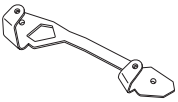
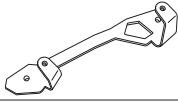







EASY



TORX  
T25

ALLEN  
Nº 3

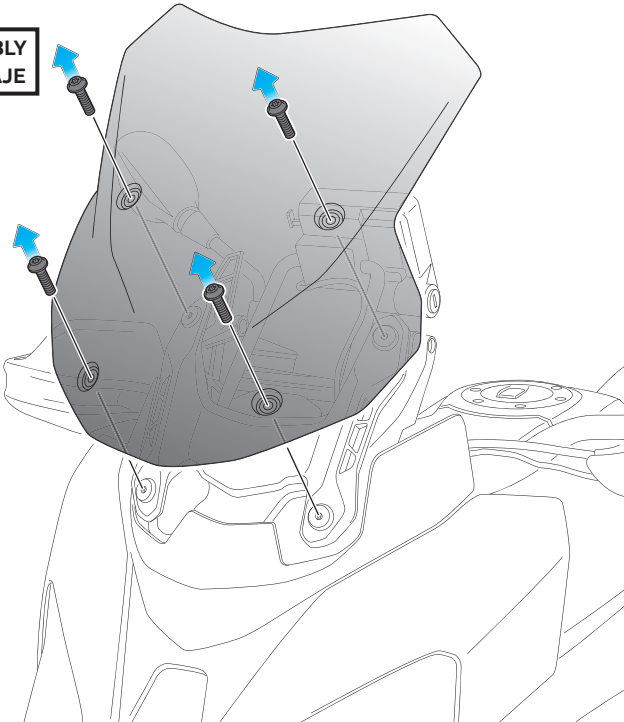
ID	PIEZA/PART	DESCRIPCIÓN	DESCRIPTION	QTY	REF
1		Cúpula Sport	Sport screen	1	10799F/H/N/WM3
2		Soporte derecho	Right support	1	SOPOR2P4-R20447
3		Soporte izquierdo	Left support	1	SOPOR2P4-L20447
4		Silentblock Ø9xØ6x8mm	Ø9xØ6x8mm silentblock	4	AROPASACABLES-3
5		Casquillo con valona Ø12xØ6,8x7,3mm	Ø12xØ6,8x7,3mmmm bush with flange	4	CASQUI-1A---750
6		Tornillo Allen M5X16 Ø11 ISO 7380	M5X16 Ø11 ISO 7380 Allen screw	4	TORNI-I7380-493
7		Tornillo Allen M5X11 Ø11 ISO 7380	M5X11 Ø11 ISO 7380 Allen screw	4	TORNI-AI---520
8		Tapón tornillo Allen M5 ISO 7980	M5 ISO 7980 Allen cap screw	4	TAPON-----85

# BMW S1000XR '20-

INSTRUCCIONES DE MONTAJE - MOUNTING INSTRUCTIONS - MONTAGEANLEITUNG

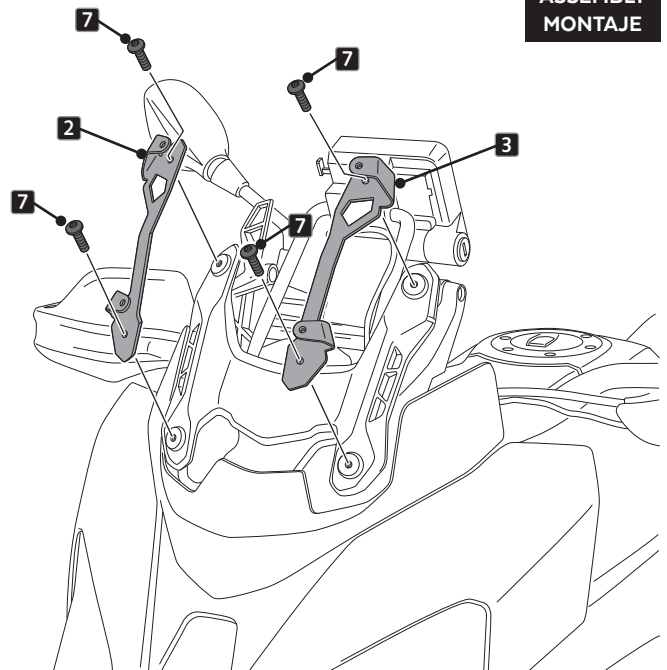
**1**

DISASSEMBLY  
DESMONTAJE



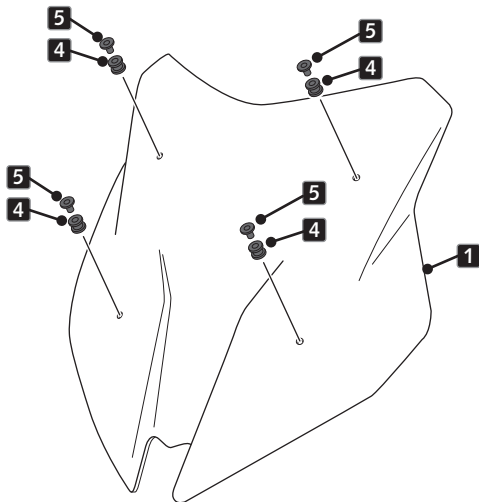
**2**

ASSEMBLY  
MONTAJE



**3**

ASSEMBLY  
MONTAJE



**4**

ASSEMBLY  
MONTAJE

