


PORTAVALIGIE LATERALE SPECIFICO - SPECIFIC TUBULAR SIDE-CASE HOLDER  
 PORTE-VALISES LATÉRAUX SPÉCIFIQUE - SPEZIFISCHES STAHLROHR-SEITENTRÄGER  
 PORTA-EQUIPAJE LATERAL ESPECIFICO

# YAMAHA TDM900 '02/'03


ISTRUZIONI DI MONTAGGIO - MOUNTING INSTRUCTIONS  
 INSTRUCTIONS DE MONTAGE - BAUANLEITUNG - INSTRUCCIONES DE MONTAJE

①  
  
**Q.TY n.2** (dx-sx)

②  
  
**Q.TY n.1**

③  
  
**GL 628**  
**Q.TY n.2** (dx-sx)


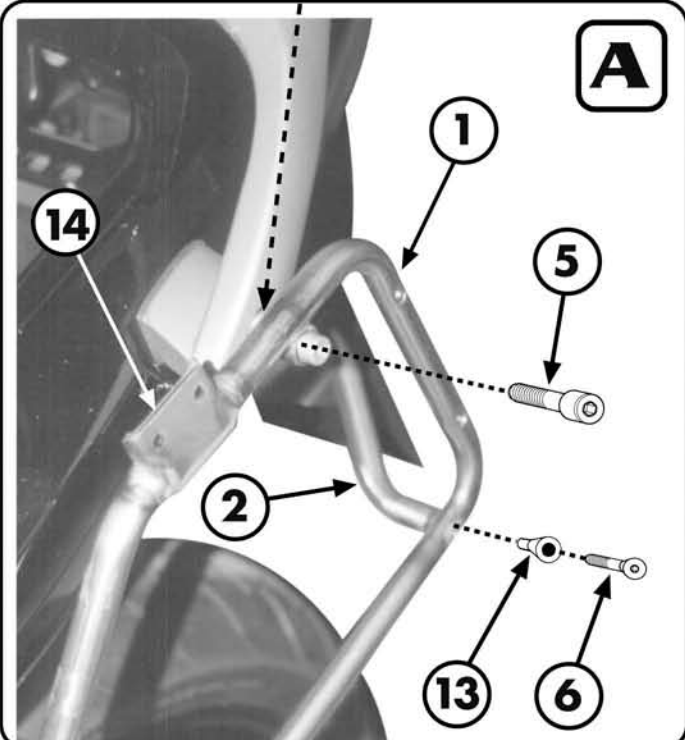
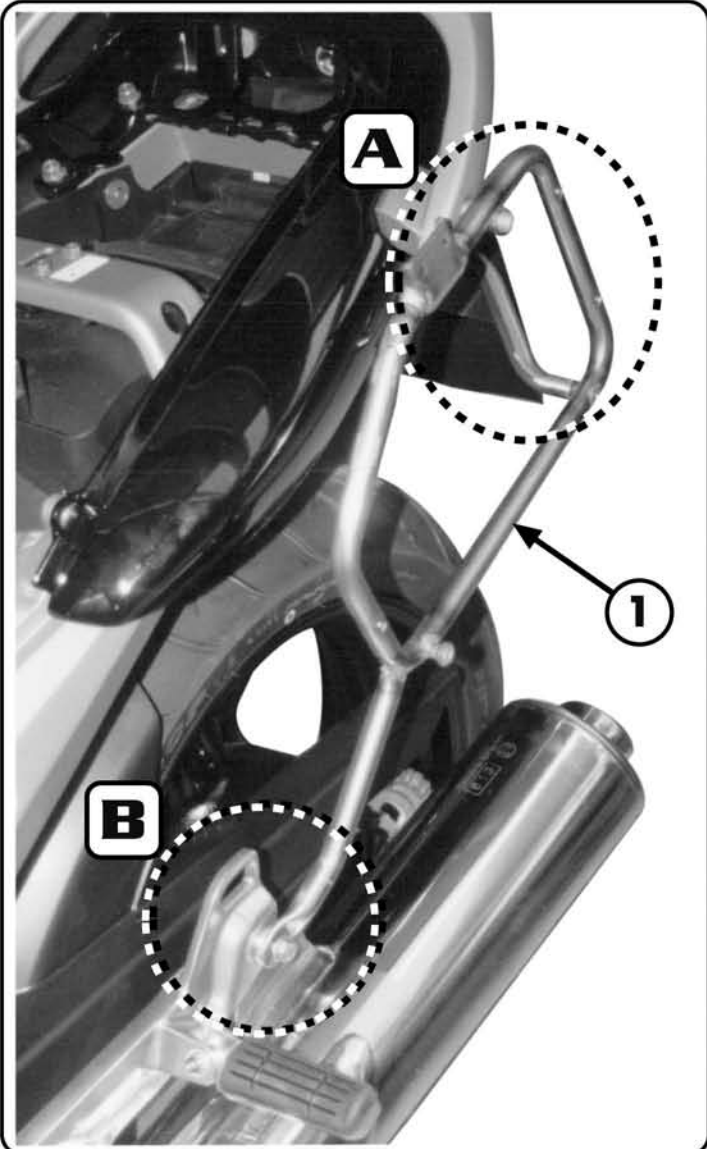
④  
  
**GL 629**  
**Q.TY n.2**

⑤  
  
**VITE TCEI M8 X 80**  
**Q.TY n.2**

⑥  
  
**VITE TCEI M6 X 40**  
**Q.TY n.2**

SOLO PORTAVALIGIE LATERALE SPECIFICO  
 ONLY SPECIFIC TUBULAR SIDE-CASE HOLDER  
 SEUL PORTE-VALISES LATÉRAUX SPÉCIFIQUE  
 NUR SPEZIFISCHES STAHLROHR-SEITENTRÄGER  
 SOLO PORTA-EQUIPAJE LATERAL ESPECIFICO


**ATTENZIONE: CARICO MASSIMO, 3Kg. PER OGNI VALIGIA.**  
**WARNING: MAX LOAD, 3Kg. FOR SIDECASE.**  
**ATTENTION: CHARGE MAXIMUM, 3Kg. CHAQUE VALISE**  
**ACHTUNG: MAX, 3Kg. PRO KOFFER.**  
**ATENCION: CARGO MAXIMO, 3Kg.**



PORTAVALIGIE LATERALE SPECIFICO - SPECIFIC TUBULAR SIDE-CASE HOLDER  
 PORTE-VALISES LATÉRAUX SPÉCIFIQUE - SPEZIFISCHES STAHLROHR-SEITENTRÄGER  
 PORTA-EQUIPAJE LATERAL ESPECIFICO

# YAMAHA TDM900 '02/'03

ISTRUZIONI DI MONTAGGIO - MOUNTING INSTRUCTIONS  
 INSTRUCTIONS DE MONTAGE - BAUANLEITUNG - INSTRUCCIONES DE MONTAJE

9  
  
**RONDELLA Ø8**  
 WASHER Ø8  
 RONDELLE Ø8  
 SCHEIBE Ø8  
 ARANDELA Ø8  
**Q.TY n.2**

10  
  
**RONDELLA Ø5**  
 WASHER Ø5  
 RONDELLE Ø5  
 SCHEIBE Ø5  
 ARANDELA Ø5  
**Q.TY n.2**

11  
  
**DISTANZIALE 20 X 10**  
 foro 8,5  
 SPACER  
 ENTRETOISE  
 DISTANZSTÜCK  
 DISTANCIADOR  
**Q.TY n.2**

12  
  
**DISTANZIALE 10 X 5**  
 foro 5,5  
 SPACER  
 ENTRETOISE  
 DISTANZSTÜCK  
 DISTANCIADOR  
**Q.TY n.2**

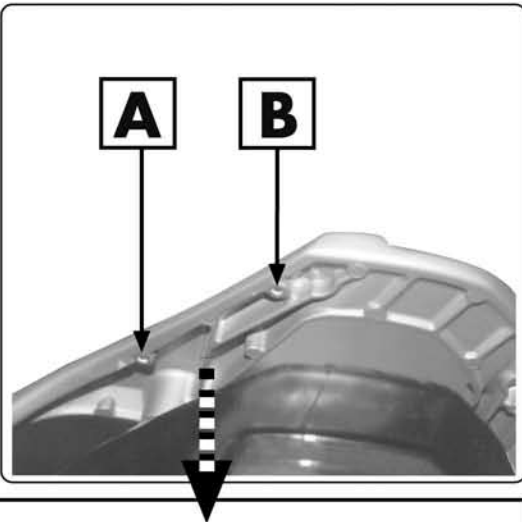
13  
  
**FUNGHETTO**  
 LITTLE SIDE SUPPORT  
 SUPPORT VALISE  
 LAGER KOFFER  
 SOPORTE MALETA  
**Q.TY n.2**

14  
  
**COPRINASELLO**  
 PLASTIC CAP  
 CAPOUCHON PLAST.  
 PLASTIK STOPSEL  
 CUBREUNA  
**Q.TY n.2**

15  
  
**RONDELLA ZIGRINATA Ø5mm**  
 WASHER Ø5mm  
 RONDELLE Ø5mm  
 SCHEIBE Ø5mm  
 ARANDELA Ø5mm  
**Q.TY n.4**

7  
  
**VITE TE M8 X 30**  
 SCREW M8 X 30  
 VIS M8 X 30  
 SCHRAUBE M8 X 30  
 TORNILLO M8 X 30  
**Q.TY n.2**

8  
  
**VITE TCEI M5 X 16**  
 SCREW M5 X 16  
 VIS M5 X 16  
 SCHRAUBE M5 X 16  
 TORNILLO M5 X 16  
**Q.TY n.2**



**FISSAGGIO FRECCIA**  
**BLINKER MOUNTING**  
**MONTAGE CLIGNOTANT**  
**BLINKER MONTIERT**  
**MONTAJE INTERMITENTE**

**ORIGINAL**

**MONORACK SPECIFICO+PORTAVALIGIE LATERALE SPECIFICO**  
**SPECIFIC MONORACK+SPECIFIC TUBULAR SIDE-CASE HOLDER**  
**MONORACK SPECIFIQUE+PORTE-VALISES LATÉRAUX SPÉCIFIQUE**  
**SPEZIFISCHES MONORACK+SPEZIFISCHES STAHLROHR-SEITENTRÄGER**  
**MONORACK ESPECIFICO+PORTA-EQUIPAJE LATERAL ESPECIFICO**

**SOLO PORTAVALIGIE LATERALE SPECIFICO**  
**ONLY SPECIFIC TUBULAR SIDE-CASE HOLDER**  
**SEUL PORTE-VALISES LATÉRAUX SPÉCIFIQUE**  
**NUR SPEZIFISCHES STAHLROHR-SEITENTRÄGER**  
**SOLO PORTA-EQUIPAJE LATERAL ESPECIFICO**

**POSIZIONE SUPPORTO FRECCIA**  
**BLINKER SUPPORT POSITION**  
**POSITIONNEMENT SUPPORT CLIGNOTANT**  
**BLINKER LAGER MONTIERT**  
**MONTAJE SOPORTE INTERMITENTE**